

Copyright: <http://www.FINGERPRINTS.TK>

MINUTIAE

Minutiae are the details in a fingerprint. With the minutiae a fingerprint identification can be made. There are big details like starting lines, splitting lines and line fragments. But there are also smaller details like pores, incipient ridges, and lineshapes. The bigger details are in level 2 and the smaller details in level 3. (Level 1 is the figure of the print.)

Level 2 details:


Line-unit, it exists as only one isle with a pore.



Line-fragment. 2 or more line-units.



A beginning or ending line.



Bifurcation, a splitting line.



Eye, two lines splitting and meeting each other shortly after that.



Hook, a short splitting line.



There are more level 2 minutiae but they are all combinations of starting or splitting lines.

Level 3 details.

This are the smaller details between the lines or on the lines.

Pores, details in number, shape and size.



Line shape, the lines vary breadth.



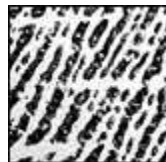
Scars, the lines can not recover anymore.



Incipient ridges, between the papillary lines.



Creases, also permanent



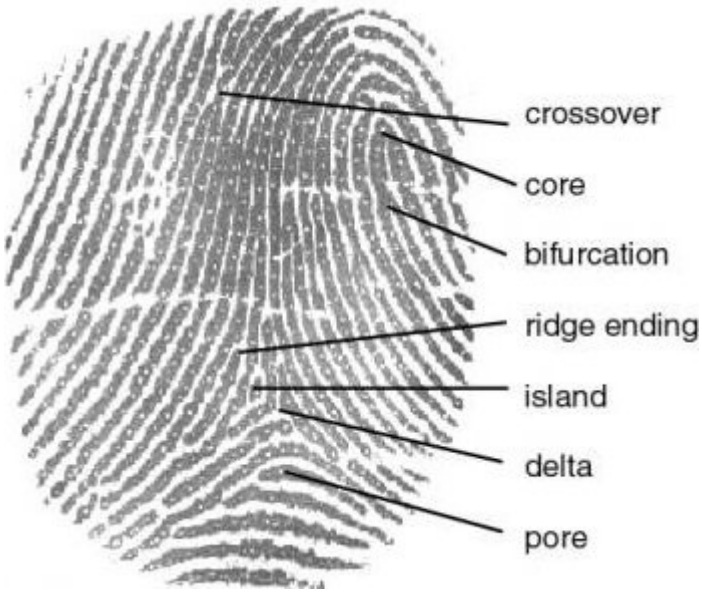
Warts, not permanent but also typical.



Temporary damages.

Deformation, the lines deform and fall apart.





crossover

core

bifurcation

ridge ending

island

delta

pore