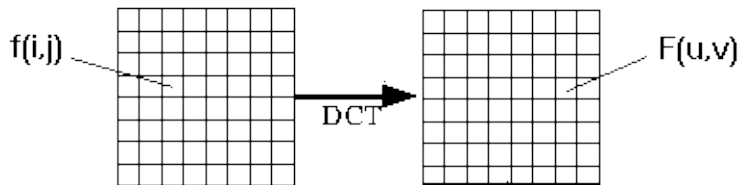


The Discrete Cosine Transform (DCT)

The discrete cosine transform (DCT) helps separate the image into parts (or spectral sub-bands) of differing importance (with respect to the image's visual quality). The DCT is similar to the discrete Fourier transform: it transforms a signal or image from the spatial domain to the frequency domain (Fig 7.8).



DCT Encoding

The general equation for a 1D (N data items) DCT is defined by the following equation:

$$F(u) = \left(\frac{2}{N}\right)^{\frac{1}{2}} \sum_{i=0}^{N-1} \Lambda(i) \cdot \cos \left[\frac{\pi \cdot u}{2 \cdot N} (2i + 1) \right] f(i)$$

and the corresponding *inverse* 1D DCT transform is simple $F^{-1}(u)$, i.e.:

where

$$\Lambda(i) = \begin{cases} \frac{1}{\sqrt{2}} & \text{for } \xi = 0 \\ 1 & \text{otherwise} \end{cases}$$

The general equation for a 2D (N by M image) DCT is defined by the following equation:

$$F(u, v) = \left(\frac{2}{N}\right)^{\frac{1}{2}} \left(\frac{2}{M}\right)^{\frac{1}{2}} \sum_{i=0}^{N-1} \sum_{j=0}^{M-1} \Lambda(i) \cdot \Lambda(j) \cdot \cos \left[\frac{\pi \cdot u}{2 \cdot N} (2i + 1) \right] \cos \left[\frac{\pi \cdot v}{2 \cdot M} (2j + 1) \right] \cdot f(i, j)$$

and the corresponding *inverse* 2D DCT transform is simple $F^{-1}(u, v)$, i.e.:

where

$$\Lambda(\xi) = \begin{cases} \frac{1}{\sqrt{2}} & \text{for } \xi = 0 \\ 1 & \text{otherwise} \end{cases}$$

The basic operation of the DCT is as follows:

- The input image is N by M ;
- $f(i, j)$ is the intensity of the pixel in row i and column j ;
- $F(u, v)$ is the DCT coefficient in row $k1$ and column $k2$ of the DCT matrix.
- For most images, much of the signal energy lies at low frequencies; these appear in the upper left corner of the DCT.
- Compression is achieved since the lower right values represent higher frequencies, and are often small - small enough to be neglected with little visible distortion.
- The DCT input is an 8 by 8 array of integers. This array contains each pixel's gray scale level;
- 8 bit pixels have levels from 0 to 255.
- Therefore an 8 point DCT would be:


where

$$\Lambda(\xi) = \begin{cases} \frac{1}{\sqrt{2}} & \text{for } \xi = 0 \\ 1 & \text{otherwise} \end{cases}$$

Question: What is F[0,0]?

answer: They define DC and AC components.

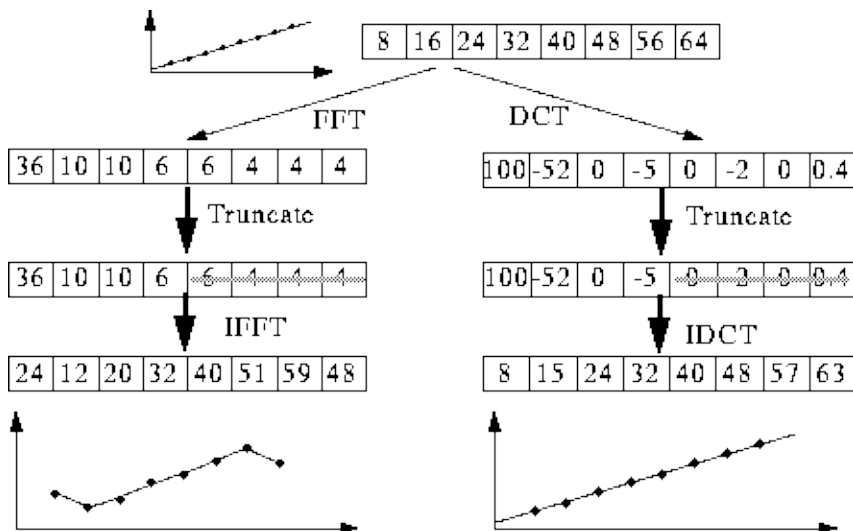
- The output array of DCT coefficients contains integers; these can range from -1024 to 1023.
- It is computationally easier to implement and more efficient to regard the DCT as a set of **basis functions** which given a known input array size (8 x 8) can be precomputed and stored. This involves simply computing values for a convolution mask (8 x 8 window) that get applied (sum values x pixelthe window overlap with image apply window accros all rows/columns of image). The values as simply calculated from the DCT formula. The 64 (8 x 8) DCT basis functions are illustrated in Fig 7.9.



DCT basis functions

- Why DCT not FFT?

DCT is similar to the Fast Fourier Transform (FFT), but can approximate lines well with fewer coefficients (Fig 7.10)

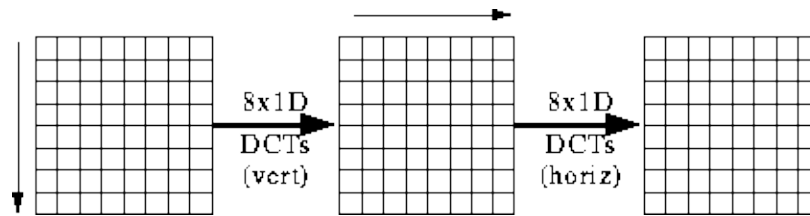


DCT/FFT Comparison

- Computing the 2D DCT

- Factoring reduces problem to a series of 1D DCTs (Fig 7.11):
 - apply 1D DCT (Vertically) to Columns
 - apply 1D DCT (Horizontally) to resultant Vertical DCT above.
 - or alternatively Horizontal to Vertical.

The equations are given by:



- Most software implementations use fixed point arithmetic. Some fast implementations approximate coefficients so all multiplies are shifts and adds.
- World record is 11 multiplies and 29 adds. (C. Loeffler, A. Ligtenberg and G. Moschytz, "Practical Fast 1-D DCT Algorithms with 11 Multiplications", Proc. Int'l. Conf. on Acoustics, Speech, and Signal Processing 1989 (ICASSP '89), pp. 988-991)

[Next](#) [Up](#) [Previous](#)

Next: [Differential Encoding](#) **Up:** [Source Coding Techniques](#) **Previous:** [Relationship between DCT and](#)
Dave Marshall
10/4/2001